

RECEIVED
FILED



2002 APR 22 PM 3:58

IDAHO PUBLIC
UTILITIES COMMISSION

ANNUAL REPORT

OF

Inland Telephone Company
NAME

103 South Second Street, PO Box 171, Roslyn, WA 98941
ADDRESS

TO THE

IDAHO PUBLIC

UTILITIES COMMISSION

FOR THE

YEAR ENDED December 31, 2001

SEE 5/10/02 LETTER. ONLY
INTERSTATE SEPARATIONS
STUDY IS CONFIDENTIAL

INLAND TELEPHONE COMPANY

Corporate Offices

103 S. 2nd St.
P.O. Box 171
Roslyn, WA 98941

RECEIVED
FILED



**INLAND
TELEPHONE**

Telephone: (509) 649-2211
Fax: (509) 649-3300

2002 MAY 10 PM 2:54

IDAHO PUBLIC
UTILITIES COMMISSION

May 8, 2002

Ms. Jean Jewell, Executive Secretary
Idaho Public Utilities Commission
Statehouse Mall
472 W. Washington Street
Boise, ID 83702

Re: 2001 Annual Report

Dear Ms. Jewell:

Please be advised that, at this time, none of the information in the 2001 Annual Report for Inland Telephone Company – Idaho, was supposed to be of a confidential nature.

Consider this written record and authorization to change the stamp of CONFIDENTIALITY to non-confidential. We do, however, maintain that the Interstate Separations Study that was also provided with the 2001 Annual Report will remain CONFIDENTIAL information.

If you have any questions or require further information, please contact James Brooks at (509)649-2211 or by email at jbrooks@inlandnet.com.

Very truly yours,

Gregory A. Maras
Secretary

INLAND TELEPHONE COMPANY
Corporate Offices

103 S. 2nd St.
P.O. Box 171
Roslyn, WA 98941

RECEIVED
FILED



Telephone: (509) 649-2211
Fax: (509) 649-3300

2002 APR 22 PM 3:58
IDAHO PUBLIC
UTILITIES COMMISSION

April 19, 2002

Randy Lobb, Administrator
Utilities Division
Idaho Public Utilities Commission
P. O. Box 83720
Boise, Idaho 83720-0074

Dear Mr. Lobb:

Enclosed please find a hard copy of the Annual Report of Inland Telephone Company ("Company") to the Idaho Public Utilities Commission for the year ended December 31, 2001 and a completed annual report on disk. Also included are the Company's Idaho separation factors for 2000 and the Idaho Separated Results of Operations (Form I) per your request.

* AS Q2 5/16/02 LETTER, ONLY Interstate Separations Study REMAINS CONFIDENTIAL

Because of the **CONFIDENTIAL** nature of the information contained in the enclosed Annual Report, Interstate Separations Study, and Form I, the Company hereby asserts a claim of confidentiality with respect to the enclosed information and the information they contain under Section 9-340, Idaho Code. This information has been marked "CONFIDENTIAL" and is enclosed in a separate envelope also marked "CONFIDENTIAL".

Thank you for requesting us an extension of time in which to file this year's report and accompanying information.

Questions regarding this report should be directed to the attention of either Greta L. Morgan or myself at (509) 649-2211.

Very truly yours,

John P. Coonan
Treasurer/Controller

JPC:glm

Enclosures

**ANNUAL REPORT OF SMALL TELEPHONE COMPANIES TO
THE IDAHO PUBLIC UTILITIES COMMISSION
FOR THE YEAR ENDING DECEMBER 31, 2001**

COMPANY INFORMATION

Exact name of utility: Inland Telephone Company
 Address of principal office: 103 South Second Street, Roslyn, Washington 98941
 Telephone Number: (509)649-2211
 Cities or towns served: Colton, Dewatto, Prescott, Roslyn & Uniontown, Washington & Gifford & Lenore, Idaho

Name and title of officer having custody of the general corporate books of account: _____
John P. Coonan, Treasurer/Controller
 Address of office where corporate books are kept and phone number: same as principal office

Organized under the laws of the State of: Washington
 Date of organization: 7/2/63
 Form of organization (proprietorship, association, corporation): Corporation
 If a Subchapter S Corporation, please specify: N/A
 Name and address of controlling company, if any: Western Elite Incorporated Services, P.O. Box 687,
 Roslyn, Washington 98941

Names of affiliated companies. Give address and description of business: (1) Inland Cellular Telephone Co.,
 P.O. Box 688, Roslyn, WA 98941-cellular telephone company, (2) R & R Cable Co., P.O. Box 610, Roslyn, WA 98
 cable television company, (3) Inland Long Distance Telephone Company, P.O. Box 904, Roslyn, WA 98941-long
 distance resale

OFFICERS

Report below the title, name and office address of each general officer of the utility at the end of the year. If there were any changes during the year, show the name, title, and address of the previous officer and the date of change.

Title	Name	Address
President	Douglas W. Weis	P.O. Box 171, Roslyn, Washington 98941
Vice President	Nathan R. Weis	P.O. Box 171, Roslyn, Washington 98941
Treasurer/Controller	John P. Coonan	P.O. Box 171, Roslyn, Washington 98941
Secretary	Gregory A. Maras	P.O. Box 171, Roslyn, Washington 98941

~~**CONFIDENTIAL**~~

DIRECTORS

List the name of each person who was a member of the Board of Directors at any given time during the year: (Fees related to meetings only.)

Name and Address	Term Expired or Current Term Will Expire	Meetings Attended This year	Fees Paid During Year
Douglas W. Weis	Continuous	1	None
Nathan R. Weis	Continuous	1	None
John P. Coonan	Continuous	1	None
Gregory A. Maras	Continuous	1	None

Name of Chairman of the Board: N/A
 Name of Secretary (or Clerk) of Board: Gregory A. Maras
 Number of Meetings of the Board during the year: 1

MANAGERS

List the name of each person who performed management duties for the Company during the year, and the total wages and bonuses paid to those persons: (Do not include Director fees in these amounts.)

Name	Title	Wages and Bonuses Paid
Douglas W. Weis	President	136,629
Nathan R. Weis	Vice President	136,174
John P. Coonan	Treasurer/Controller	138,566
Gregory A. Maras	Secretary	132,810

~~CONFIDENTIAL~~

BALANCE SHEET
Assets and Other Debits

Title of Account	Balance Beginning of Year	Balance at End of Year	Increase or (Decrease)
Current Assets			
1120 Cash and Equivalents			
1130 Cash	494,340	437,301	(57,039)
1140 Special Cash Deposits			
1150 Working Cash Advances	1,250	1,250	0
1160 Temporary Investments	13,838,018	3,573,033	(10,264,985)
1180 Telecommunications Accts. Receivable	158,011	156,992	(1,019)
1181 Accts. Rec. Allow. -Telecommunications	(10,000)	(10,000)	0
1190 Other Accounts Receivable	10,421,521	1,635,710	(8,785,811)
1191 Accounts Receivable Allow. - Other			
1200 Notes Receivable			
1201 Notes Receivable Allowance			
1210 Interest & Dividends Receivable			
1220 Material and Supplies	211,788	292,164	80,376
1280 Prepayments			
1290 Prepaid Rents	0	0	0
1300 Prepaid Taxes			
1310 Prepaid Insurance	40,467	8,286	(32,181)
1320 Prepaid Directory Expenses			
1330 Other Prepayments			
1350 Other Current Assets	0	784,612	784,612
Noncurrent Assets			
1401 Investment in Affiliated Companies			
1402 Investment in Nonaffiliated Companies	1,620,826	2,037,606	416,780
1406 Nonregulated Investments	175,424	144,042	(31,382)
1407 Unamortized Debt Issuance Expense	2,075	1,650	(425)
1408 Sinking Funds			
1410 Other Noncurrent Assets	74,394	80,178	5,784
1438 Deferred Maintenance & Retirements	0	0	0
1439 Deferred Charges			
1500 Other Jurisdiction Assets - Net			
Property, Plant and Equipment			
2001 Telecommunications Plants in Service	12,616,420	13,904,956	1,288,536
2002 Prop. Held for Future Telecom. Use	83,711	83,711	0
2003 Telecom. Plant under Constr. - Short Term	232,464	107,325	(125,139)
2004 Telecom. Plant under Constr. - Long Term			
2005 Telecom. Plant Adjustment			
2006 Nonoperating Plant			
2007 Goodwill			
Depreciation and Amortization Accounts			
3100 Accumulated Depreciated	5,990,023	6,925,758	935,735
3200 Accum. Depre. - Held for Future Use	57,686	67,054	9,368
3300 Accumulated Depreciation - Nonoperating			
3400 Accumulated Amortization - Tangible			
3410 Accum. Amort. - Capitalized Leases			
3420 Accum. Amort. - Leasehold Improvements			
3500 Accumulated Amortization - Intangible			
3600 Accumulated Amortization - Other			
TOTAL ASSETS	33,913,000	16,246,004	(17,666,996)

~~CONFIDENTIAL~~

BALANCE SHEET
Liabilities & Stockholders' Equity

Title of Account	Balance Beginning of Year	Balance at End of Year	Increase or (Decrease)
Current Liabilities			
4010 Accounts Payable	438,433	212,320	(226,113)
4020 Notes Payable	0	32,506	32,506
4030 Advance Billings and Payments			
4040 Customer Deposits	13,614	11,110	(2,504)
4050 Current Maturities - Long -Term Debt	235,400	244,500	9,100
4060 Current Maturities - Capital leases			
4070 Income Taxes - Accrued	3,923,265	0	(3,923,265)
4080 Other Taxes - Accrued	80,448	84,042	3,594
4100 Net Current Defer. Oper. Income Taxes			
4110 Net Current Defer. Nonoper. Income Taxes			
4120 Other Accrued Liabilities	313,416	339,986	26,570
4130 Other Current Liabilities	115,926	18,441	(97,485)
Long-Term Debt			
4210 Funded Debt	4,135,162	3,890,384	(244,778)
4220 Premium on Long-Term Debt			
4230 Discount on Long-Term Debt			
4240 Reacquired Debt			
4250 Obligations Under Capital Leases			
4260 Advances from Affiliated Companies			
4270 Other Long-Term Debt			
Other Liabilities & Deferred Credits			
4310 Other Long-Term Liabilities			
4320 Unamort. Oper. Invest. Tax Credits - Net	37,717	30,635	(7,082)
4330 Unamort. Nonoper. Invest. Tax Credits - Net			
4340 Net Noncurrent Defer. Oper. Income Taxes	710,315	698,322	(11,993)
4350 Net Noncur. Defer. Nonoper. Income Taxes	185,201	319,717	134,516
4360 Other Deferred Credits			
4370 Other Juris. Liab. & Def. Credits - Net			
Stockholders' Equity			
4510 Capital Stock	93,150	93,150	0
4520 Additional Paid-In Capital	7,175	7,175	0
4530 Treasury Stock			
4540 Other Capital			
4550 Retained Earnings	23,623,778	10,263,716	(13,360,062)
TOTAL LIAB. & OTHER CREDITS	33,913,000	16,246,004	(17,666,996)

ANALYSIS OF TELECOMMUNICATIONS PLANT IN SERVICE

TOTAL Company Basis

Analysis of Telecommunications Plant in Service

	Balance Beginning of Year	Additions During year	Plant Retired or Sold	Transfers and Adjustments	Balance End of Year
2111 Land	55,491				55,491
2112 Motor Vehicles	805,600	179,178	55,990		928,788
2113 Aircraft					
2114 Special Purpose Vehicles					
2115 Garage Work Equipment	16,750	4,626	600		20,776
2116 Other Work Equipment	389,636	147,599	18,360		518,875
2121 Buildings	1,685,533	65,285			1,750,818
2122 Furniture	79,794	33,532			113,326
2123 Office Equipment	226,090	48,186			274,276
2124 General Purpose Computers	354,021	295,613			649,634
2211 Analog Electronic Switching					
2212 Digital Electronic Switching					
2215 Electro-Mechanical Switching	1,990,823	88,437			2,079,260
2220 Operator Systems					
2231 Radio Systems					
2232 Circuit Equipment	1,043,477	53,989			1,097,466
2311 Station Apparatus					
2321 Customer Premises Wiring					
2341 Large Private Branch Exchanges					
2351 Public Telephone Terminal Equipment					
2362 Other Terminal Equipment					
2411 Poles	24,807				24,807
2421 Aerial Cable	198,229				198,229
2422 Underground Cable					
2423 Buried Cable					
2424 Submarine Cable	5,731,550	447,041			6,178,591
2426 Intra-building Network Cable					
2431 Aerial Wire	6,695				6,695
2441 Conduit Systems					
2681 Capital Leases					
2682 Leasehold Improvements					
2690 Intangibles	7,924				7,924
TOTAL PLANT ACCOUNTS	12,616,420	1,363,486	74,950	0	13,904,956

ANALYSIS OF TELECOMMUNICATIONS PLANT ACCOUNTS
IDAHO Operations Only

Analysis of Telecommunications Plant in Service

	Balance Beginning of Year	Additions During Year	Plant Retired or Sold	Transfers and Adjustments	Balance End of Year
2111 Land	20,178			(107) *	20,071
2112 Motor Vehicles					
2113 Aircraft					
2114 Special Purpose Vehicles					
2115 Garage Work Equipment	1,362			(5) *	1,357
2116 Other Work Equipment	13,119				13,119
2121 Buildings	396,298			5,555 *	401,853
2122 Furniture	12,171			4,852 *	17,023
2123 Office Equipment	48,389			6,483 *	54,872
2124 General Purpose Computers	52,475			36,512 *	88,987
2211 Analog Electronic Switching					
2212 Digital Electronic Switching	279,342	35,892		2,017 *	317,251
2215 Electro-Mechanical Switching					
2220 Operator Systems					
2231 Radio Systems					
2232 Circuit Equipment	281,475			512 *	281,987
2311 Station Apparatus					
2321 Customer Premises Wiring					
2341 Large Private Branch Exchanges					
2351 Public Telephone Terminal Equipment					
2362 Other Terminal Equipment					
2411 Poles	1,577				1,577
2421 Aerial Cable	29,530				29,530
2422 Underground Cable					
2423 Buried Cable	1,304,503	95,981			1,400,484
2424 Submarine Cable					
2426 Intrabuilding Network Cable					
2431 Aerial Wire	4,821				4,821
2441 Conduit Systems					
2681 Capital Leases					
2682 Leasehold Improvements					
2690 Intangibles	4,764				4,764
TOTAL PLANT ACCOUNTS	2,450,004	131,873	0	55,819 *	2,637,696

* Represents adjustments to the allocation of Washington plant to Idaho based upon jurisdictional separation procedures.

ANALYSIS OF ENTRIES IN ACCUMULATED DEPRECIATION
Account 3100

TOTAL Company Basis

	Balance Beginning of Year	Depreciation Rate*	Credits During Year	Retirements and Adjustments	Balance End of Year
Analysis of Entries in Accumulated Depreciation					
2112 Motor Vehicles	583,704	16.00/12.50	140,234	(39,364)	684,574
2113 Aircraft					
2114 Special Purpose Vehicles	14,203	12.50	2,634	(82)	16,755
2115 Garage Work Equipment	326,325	16.00/12.50	62,496	(3,821)	385,000
2116 Other Work Equipment	494,277	4.00/2.50	66,068		560,345
2121 Buildings	48,436	15.00/6.00	12,877		61,313
2122 Furniture	169,896	20.00/5.00 & 6.00	36,229		206,125
2123 Office Equipment	353,043	25.00/12.50	86,305		439,348
2124 General Purpose Computers					
2211 Analog Electronic Switching					
2212 Digital Electronic Switching	423,317	9.00/27.37	163,946		587,263
2215 Electro-Mechanical Switching					
2220 Operator Systems					
2231 Radio Systems					
2232 Circuit Equipment	481,612	11.19/27.37	93,138		574,750
2311 Station Apparatus					
2321 Customer Premises Wiring					
2341 Large Private Branch Exchanges					
2351 Public Telephone Terminal Equipment					
2362 Other Terminal Equipment					
2411 Poles	23,812	7.59/5.00	79		23,891
2421 Aerial Cable	169,372	20.40/4.00	1,343		170,715
2422 Underground Cable					
2423 Buried Cable	2,895,330	5.00&6.00/4.00&6.00	313,653		3,208,983
2424 Submarine Cable					
2426 Intrabuilding Network Cable					
2431 Aerial Wire	6,696	42.06/8.00			6,696
2441 Conduit Systems					
TOTAL	5,990,023		979,002	(43,267)	6,925,758

*Please list individual depreciation rate for each account.

ANALYSIS OF ENTRIES IN ACCUMULATED DEPRECIATION
Account 3100

IDAHO Operations Only

	Balance Beginning of Year	Depreciation Rate*	Credits During Year	Retirements and Adjustments	Balance End of Year
Analysis of Entries in Accumulated Depreciation					
2112 Motor Vehicles					
2113 Aircraft					
2114 Special Purpose Vehicles	1,362	12.50		(5)	1,357
2115 Garage Work Equipment	3,401	12.50	1,640		5,041
2116 Other Work Equipment	112,914	2.50	2,852	10,064	125,830
2121 Buildings	8,236	6.00		1,466	9,702
2122 Furniture	35,585	5.00/6.00		7,288	42,873
2123 Office Equipment	52,352	12.50		10,595	62,947
2124 General Purpose Computers					
2124 Analog Electronic Switching					
2121 Digital Electronic Switching	247,279	27.37	8,126	1,732	257,137
2125 Electro-Mechanical Switching					
2220 Operator Systems					
2231 Radio Systems					
2232 Circuit Equipment	265,244	27.37	6,785	1,106	273,135
2311 Station Apparatus					
2321 Customer Premises Wiring					
2341 Large Private Branch Exchanges					
2351 Public Telephone Terminal Equipment					
2362 Other Terminal Equipment					
2411 Poles	581	5.00	79		660
2421 Aerial Cable	836	4.00	1,181	(1)	2,016
2422 Underground Cable					
2423 Buried Cable	666,402	4.00/6.00	51,557	531	718,490
2424 Submarine Cable					
2426 Intrabuilding Network Cable					
2431 Aerial Wire	4,821	8.00			4,821
2441 Conduit Systems					
TOTAL	1,399,013		72,220	32,776	1,504,009

* Please list individual depreciation rate for each account.

**Represents adjustments to the allocation of Washington plant to Idaho based upon jurisdictional separation procedures.

INVESTMENTS

Report below the investments in Accounts 1401, 1402 and 1406. Identify each investment as to the account in which included. Minor amounts in Account 1406 may be grouped by classes.

<u>Description</u>	<u>Date Acquired</u>	<u>Book Cost of Investments Disposed of This year</u>	<u>Book Cost of Investments Held at End of Year</u>
1402-Partnership Investment	Various		798,454
1402-RTB Class B Stock	Various		52,874
1402-RTB Class C Stock	1974		1,000
1402-Illuminet	1981		1,185,278
1406-Paging Equip./CPE/ Mobile CPE	Various		144,042
Totals			2,181,648

RECEIVABLES

Itemize amounts show in Accounts 1180, 1190 and 1200. For notes receivable list each note separately and include the maturity date and interest rate. Minor amounts in Account 1210 may be combined.

<u>Name of Company</u>	<u>Amount at End of Year</u>	
	<u>Notes Receivable</u>	<u>Accounts Receivable</u>
1180-Due From Customers		156,992
1190-Other A/R-Interexchange Carriers & Exchange Carrier Association		977,003
1190-Other A/R-Western Elite Inc. Services		27,086
		631,621
Totals		1,792,702

~~CONFIDENTIAL~~

NOTES PAYABLE

For Notes Payable, list each note separately and include the maturity date and interest rate.

<u>Name of Creditor</u>	<u>Date of Note</u>	<u>Interest Rate</u>	<u>Due Date</u>	<u>Face Amount</u>
Case Credit	01-Oct-01	0%	01-Oct-02	32,506
_____	_____	_____	_____	_____
_____	_____	_____	_____	_____
_____	_____	_____	_____	_____
_____	_____	_____	_____	_____
_____	_____	_____	_____	_____
_____	_____	_____	_____	_____
Totals	_____	_____	_____	<u>32,506</u>

ACCOUNTS PAYABLE

Report below all Accounts Payable amounting to more than \$100.00

<u>Name of Creditor</u>	<u>Amount</u>
Trade Payables	212,320
_____	_____
_____	_____
_____	_____
_____	_____
_____	_____
_____	_____
Totals	<u>212,320</u>

~~CONFIDENTIAL~~

LONG - TERM DEBT

Accounts 4210, 4240, 4250, 4260, 4270 and 4310

List the required data for each obligation included in these accounts, grouping them by account number and showing totals for each account. If any obligations mature serially or otherwise at various dates, give particulars in a note.

<u>Class & Series of Obligation</u>	<u>Date of Issue</u>	<u>Date of Maturity</u>	<u>Fact Amount Authorized</u>	<u>Outstanding Year-End</u>	<u>Premium/ Discount Total</u>	<u>Year Amortized</u>	<u>Interest for year Rate</u>	<u>Amount</u>
RUS 2120	Oct. 1967	Oct. 2002	72,000	2,124			2%	71
RUS 2130	Oct. 1967	Oct. 2002	173,000	5,377			2%	180
RUS 2030	Oct. 1969	Oct. 2004	84,000	9,438			2%	222
RUS 2040	Jun. 1971	Jun. 2006	53,000	8,533			2%	190
RUS 2050	Jun. 1971	Jun. 2006	129,000	24,107			2%	533
RUS 12060	May 1976	May 2011	578,000	214,971			2%	4,509
RUS 12070	May 1983	May 2018	1,129,000	689,964			2%	14,153
RUS 12140	Oct. 1979	Oct. 2014	581,000	382,406			5%	19,541
RUS 12150	Apr. 1995	Apr. 2014	947,000	783,424			7%	56,210
RUS 12151	Apr. 1995	Apr. 2014	270,000	223,053			6.91%	15,800
RUS 12152	Apr. 1995	Apr. 2014	329,000	271,918			6.26%	17,471
RTB S010	Oct. 1979	Oct. 2014	345,450	241,222			8%	19,706
RTB S020	Dec. 1986	Apr. 2011	439,950	345,517			8%	28,216
RTB S023	Dec. 1986	Dec. 2011	324,952	287,759			5.71%	16,386
RUS 12153	Apr. 1995	Apr. 2014	451,478	388,302			4.86%	19,422
RUS 12154	Apr. 1995	Apr. 2014	289,522	256,769			5.71%	15,064
			<u>6,196,352</u>	<u>4,134,884</u>				<u>227,674</u>

CAPITAL STOCK

Report below the particulars called for concerning common and preferred stock at end of year, designating separate series of any general class. Show totals separately for common and preferred.

For each class of preferred stock, show the dividend rate and whether dividends are cumulative or noncumulative.

Show details in a footnote of capital stock sold during the year. Include number of shares, consideration received, premium or discount, and expenses incurred.

<u>Class & Series of Stock</u>	<u>Number of Shares Authorized</u>	<u>Par Value per Share</u>	<u>Outstanding per Balance Sheet</u>	
			<u>Shares</u>	<u>Amount</u>
Common Stock	10,000	10	9,315	93,150

INCOME & RETAINED EARNINGS STATEMENT

Item	Total Company	Idaho Only
Total Operating Income (from page 16)	5,387,720	782,862
Total Operating Expenses (from page 18)	3,844,640	601,762
7100 Other Operating Income and Expense		
7210 Operating Investment Tax Credits-Net	(7,082)	(1,926)
7220 Operating Federal Income Taxes	668,300	(17,041)
7230 Operating State and Local Income Taxes	92,572	92,572
7240 Operating Other Taxes	123,072	15,672
7250 Provision for Deferred Operating Income Taxes-Net	21,507	8,715
7200 Operating Taxes (Total)	898,369	97,992
7310 Dividend Income	294,998	36,078
7320 Interest Income	25,711	3,144
7330 Income from Sinking and Other Funds		
7340 Allowance for Funds Used During Construction		
7350 Gains/Losses from the Disposition of Certain Property		
7360 Other Nonoperating Income	211,826	144,006
7370 Special Charges	(39,716)	(1,922)
7300 Nonoperating Income and Expense	492,819	181,306
7410 Nonoperating Investment Tax Credits-Net		
7420 Nonoperating Federal Income Taxes	0	0
7430 Nonoperating State and Local Income Taxes		
7440 Nonoperating Other Taxes		
7450 Provision for Deferred Nonoperating Income Taxes-Net	(7,189)	0
7400 Nonoperating Taxes	(7,189)	0
7510 Interest on Funded Debt	225,153	43,191
7520 Interest Expense-Capital Leases		
7530 Amortization of Debt Issuance Expense	425	82
7540 Other Interest Deductions	671	129
7500 Interest and Related Items	226,249	43,402
7610 Extraordinary Income Credits		
7620 Extraordinary Income Charges		
7630 Current Income Tax Effect of Extraordinary Items-Net		
7640 Provision for Deferred Income Tax Effect of Extraordinary Items-Net		
7600 Extraordinary Items		
7910 Income Effect of Jurisdictional Ratemaking Differences-Net		
7990 Nonregulated Net Income	(53,607)	1,641
AMOUNT TRANSFERRED TO RETAINED EARNINGS	864,863	222,653

OPERATING REVENUES

Item	Total Company	Idaho Only
Local Network Services Revenues		
5001 Basic Area Revenue	641,114	96,878
5002 Optional Extended Area Revenue		
5003 Cellular Mobile Revenue		
5004 Other Mobile Services Revenue		
5010 Public Telephone Revenue		
5040 Local Private Line Revenue		
5050 Customer Premises Revenue		
5060 Other Local Exchange Revenue		
5069 Other Local Exchange Settlements	59,502	6,385
Network Access Services Revenues		
5081 End User Revenue (SLC)	134,679	15,598
5082 Switched Access Revenue (Interstate)	2,603,829	569,874
5083 Special Access Revenue	(14,252)	0
5084 State Access Revenue (Intrastate)	1,591,830	79,490
Long Distance Network Services Revenues		
5100 Long Distance Message Revenue - All	165,870	513
Miscellaneous Revenues		
5230 Directory Revenue	8,828	1,372
5240 Rent Revenue	12,000	0
5250 Corporate Operations Revenue		
5261 Special Billing Arrangements Revenue	27,738	(622)
5262 Customer Operations Revenue		
5263 Plant Operations Revenue		
5264 Other Incidental Regulated Revenue	320	50
5269 Other Revenue Settlements		
5270 Carrier Billing & Collection Revenue	173,209	15,787
Uncollectible Revenues		
5301 Uncollectible Revenue - Telecommunications	(16,947)	(2,463)
5302 Uncollectible Revenue - Other		
TOTAL OPERATING REVENUES	5,387,720	782,862

Please identify the following revenues:

NECA USF \$ 230,040 To what account were they booked? A/C 5082.00-Interstate Switched Access Revenue-CCL-NTS
 State USF \$ 43,161 To what account were they booked? A/C 5084.00-Intrastate Switched Access Revenue-CCL-NTS

OPERATING REVENUES

Item	Total Company	Idaho Only
Plant Specific Operations Expense		
6110 Network Support Expenses		
6112 Motor Vehicle Expense	57,072	8,219
6113 Aircraft Expense		
6114 Special Purpose Vehicles Expense		
6115 Garage Work Equipment Expense	65,800	9,476
6116 Other Work Equipment Expense		
6120 General Support Expenses		
6121 Land and Building Expenses	296,268	42,665
6122 Furniture and Artworks Expense	7,360	1,060
6123 Office Equipment Expense	29,674	4,273
6124 General Purpose Computers Expense	24,192	3,484
6210 Central Office Switching Expenses	249,309	46,563
6211 Analog Electronic Expense		
6212 Digital Electronic Expense		
6215 Electro-Mechanical Expense		
6220 Operators System Expense		
6230 Central Office Transmission Expenses	73,570	13,740
6231 Radio Systems Expense		
6232 Circuit Equipment Expense		
6310 Information Origination/Termination Expense		
6311 Station Apparatus Expense		
6341 Large Private Branch Exchange Expense		
6351 Public Telephone Terminal Equipment Expense		
6362 Other Terminal Equipment Expense		
6410 Cable and Wire Facilities Expenses		
6411 Pole Expense	(388)	(87)
6421 Aerial Cable Expense	30,417	6,828
6422 Underground Cable Expense		
6423 Buried Cable Expense	308,377	69,227
6424 Submarine Cable Expense		
6425 Deep Sea Cable Expense		
6426 Intrabuilding Network Cable Expense		
6431 Aerial Wire Expense	9,174	2,059
6441 Conduit Systems Expense		
TOTAL PLANT SPECIFIC OPERATIONS EXPENSE	1,150,825	207,507

OPERATING REVENUES

Item	Total Company	Idaho Only
Plant Nonspecific Operations Expense		
6510 Other Property/Plant/Equipment Expenses		
6511 Property Held for Future Telecomm. Use Expenses		
6512 Provisioning Expense		
6530 Network Operations Expense		
6531 Power Expense	28,267	5,989
6532 Network Administration Expense	10,501	2,225
6533 Testing Expense	28,327	6,002
6534 Plant Operations Administration Expense	117,102	24,811
6535 Engineering Expense	43,057	9,123
6540 Access Expense		
6560 Depreciation and Amortization Expenses		
6561 Depreciation Expense-Telecom. Plant in Service	988,369	108,529
6562 Depreciation Expense-Property Held for Future Use		
6563 Amortization Expense - Tangible		
6564 Amortization Expense - Intangible		
6565 Amortization Expense - Other		
Total Plant Nonspecific Operations Expenses	1,215,623	156,679
Customer Operations Expense		
6610 Marketing	6,084	744
6611 Product Management		
6612 Sales		
6613 Product Advertising		
6620 Services		
6621 Call Completion Services	3,706	453
6622 Number Services	5,985	732
6623 Customer Services	451,525	55,222
Total Customer Operations Expense	467,300	57,151
Corporate Operations Expense		
6710 Executive and Planning	181,156	32,333
6711 Executive		
6712 Planning		
6720 General and Administrative		
6721 Accounting and Finance	394,210	70,359
6722 External Relations	31,083	5,548
6723 Human Resources	44,947	8,022
6724 Information Management		
6725 Legal	28,351	5,060
6726 Procurement		
6727 Research and Development		
6728 Other General and Administrative	331,145	59,103
6790 Provision for Uncollectible Notes Receivable		
Total Corporate Operations Expense	1,010,892	180,425
TOTAL OPERATING EXPENSES	3,844,640	601,762

CENTRAL OFFICE DATA
as of December 31, 2001

Name of Central Office: Leon, Idaho (shares Uniontown, Washington switch)
Prefix (es): (208)224

Central Office Switch Type: Mitel GX5000

Check all that apply:
Stand Alone X **Check one:** Electronic X
Host _____ Analog _____ Electro-Mechanical _____
Remote _____ Other: _____

Access Line Capacity
Design: 10,000
Access Lines in Use
Customer Lines: 31
(Include Centrex, PAL, Semi-Pub.)

Installed/Equipped: 764 Public Telephone Lines 0

Company Official Lines 1

Company Test Lines 2

Classification of Customer Access

	Residence			Business			Total Residence & Business
	Multi-Line 1-Party	Single Line 1-Party	Multi-Party Residence	Centrex N.A.R.	Multi-Line 1-Party	Multi-Party Business	
Beginning of Year	0	29	0	0	0	1	318
New Connects	0	0	0	0	0	0	
Disconnects	0	0	0	0	0	0	
End of Year	0	29	0	0	0	1	

Foreign Exchange:
Dial Tone from this C.O.: 0
Dial Tone from another C.O.: 0
Directory Listings:
Number of Customers with Nonpublished or Nonlisted: 1

Custom Calling:
Number of customers with at least one feature: 8
Total number of features subscribed to: 5

CENTRAL OFFICE DATA
as of December 31, 2001

Name of Central Office: Lenore, Idaho
Prefix (es): (208)836

Central Office Switch Type: Mitel GX5000

Check all that apply:
Stand Alone X **Check one:** Electronic X
Host _____ Analog _____ Electro-Mechanical _____
Remote _____ Other: _____

Access Line Capacity
Design: 10,000
Access Lines in Use
Customer Lines: 313
(Include Centrex, PAL, Semi-Pub.)

Installed/Equipped: 375
Public Telephone Lines 1
Company Official Lines 18
Company Test Lines 13

Classification of Customer Access

	Residence			Business			Total Residence & Business
	Multi- Line 1-Party	Single Line 1-Party	Multi- Party	Multi- Line 1-Party	Single Line Multi- Party	Subtotal Business	
Beginning of Year	0	298	0	0	8	12	20
New Connects	0	30	0	0	3	0	3
Disconnects	0	36	0	0	0	2	2
End of Year	0	292	0	0	11	10	21

Foreign Exchange:
Dial Tone from this C.O.: 0
Dial Tone from another C.O.: 0
Directory Listings:
Number of Customers with Nonpublished or Nonlisted: 23

Custom Calling:
Number of customers with at least one feature: 103
Total number of features subscribed to: 8

NUMBER OF CALLS COMPLETED BY CUSTOMERS DURING 2001

Local Exchange	Average # of Customer Lines in Use	Local Calls		Toll Calls Originated (Total of all Carriers)			Avg./Line
		Number (1000s)	Avg./Line	Intrastate	Interstate	Total	
1 Leon, Idaho	N/A	N/A	N/A	N/A	N/A	N/A	N/A
2 Lenore, Idaho	N/A	N/A	N/A	N/A	N/A	N/A	N/A
3							
4							
5							
6							
7							
8							
9							
10							
11							
12							
13							
14							
15							
16							
17							
18							

~~CONFIDENTIAL~~

ANNUAL REPORT FOR SMALL TELEPHONE COMPANIES
YEAR ENDED DECEMBER 31, 2001

CUSTOMER RELATIONS RULES COMPLIANCE

Rule IDAPA 31.21.01.603
Rule IDAPA 31.41.01.105

Please provide copies of:

Summary of Customer Relations Rules for Telephone Corporations

Idaho Telephone Solicitation Act Notification

Method of Notification:

Mailed separately to customers Yes _____ No X

Included in directory Yes X No _____

Date of notification December 2000 through December 2001

Alternate method of notification None

Rule IDAPA 31.41.01.403.02

Record of Complaints:

Number received by Company 94

Category of complaints (if known):

Deposit Disputes 0

Charges on Bill 0

Denial/Termination 1

Quality or Availability
of Service 52

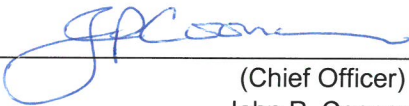
Carrier Selection/Assignment 4


Miscellaneous 37

CERTIFICATE

State of Washington)
) ss
County of Kittitas)

WE, the undersigned _____
and John P. Coonan, Treasurer/Controller
of the Inland Telephone Company _____ utility,
on our oath do severally say that the foregoing return has been prepared under our direction, from
the original books, papers, and records of said utility; that we have carefully examined same, and
declare the same to be a correct statement of the business affairs of said utility for the period
covered by the return in respect to each and every matter and thing therein set forth, to the best of
our knowledge, information and belief.



(Chief Officer)
John P. Coonan



(Officer in Charge of Accounts)
John P. Coonan

Subscribed and Sworn to Before Me this 18th day of April, 2002



Notary Public
LuAnn K. Stine

My Commission expires August 1, 2003



~~CONFIDENTIAL~~

1998 FORM I INPUT MASTER

COMPANY NAME: Inland Telephone

For The Year Ended: December 31, 2001

Seperated Results of Idaho Operations

FCC Account and Description	Note No.	Line No.	Total Idaho Operations Subject To Separations		Interstate Operation			Intrastate Operation		
			MTS & WATS Switched Access	TOLL PLS Special Access	MTS & WATS Switched Access	TOLL PLS Special Access	EAS	Local (other)	Total	
SUMMARY										
Operating Revenues										
50XX Local -Billed	(1)	1.		103,263						103,263
-EAS Billed	(1)	2.		0						0
-EAS Settlement	(1)	3.		0						0
508X Access-SLC (End User)	(2)	4.		15,598	15,598					0
-Switched (TS+NTS)	(2)	5.		648,225	569,874	78,351				78,351
-Special	(2)	6.		1,139	0		1,139			1,139
51XX Toll -Message	(3a)	7.		513	0	513				513
-Private Line	(3b)	8.		0	0					0
-Settlement	(3c)	9.		0	0					0
52XX Misc. -Billing & Collection	(4)	10.		15,787	7,183	8,604				8,604
-Directory Advertising		11.		1,372	0				1,372	1,372
-Operating Rents		12.		0	0					0
-Other Misc.		13.		-572	0				-572	-572
530X Less: Uncollectible Rev. (-)		14.		-2,463	0				-2,463	-2,463
Total Revenues		15.		782,862	592,655	87,468	1,139	0	101,600	190,207
Operating Expenses										
61XX-64XX Plant Specific Oper.	(5a)	16.		199,520	0	40,264	1,721	0	84,783	126,768
65XX Plant Nonspecific Operations	(5a)	17.		49,146	0	16,755	445	0	21,619	32,391
656X Depreciation & Amortization	(5a)	18.		104,174	0	34,852	954	0	46,256	69,322
66XX Customer Operations	(5a)	19.		58,132	0	22,220	12	0	16,941	35,912
67XX Corporate Operations	(5a)	20.		181,650	0	72,236	1,148	0	68,180	109,414
---- Other Operating	(5a)	21.		0	0	0	0	0	0	0
Total Expenses	(5a)	22.		592,622	218,815	131,748	4,280	0	237,779	373,807
Operating Taxes:										
7240 General Taxes	(6)	23.		15,397	0	5,092	134	0	6,527	10,305
7230 State/Local Inc. Tax (Current)		24.		10,723	0	24,085	-224	0	-9,796	-13,362
7220 Federal Income Tax (Current)		25.		97,618	0	118,620	-1,127	0	-2,905	-21,002
7250 Net Deferred Income Taxes		26.		337	115	71	3	0	148	222
7210 Net Investment Tax Credits		27.		1,862	635	391	17	0	819	1,227
Total Taxes		28.		125,937	148,548	-16,206	-1,197	0	-5,207	-22,611
Net Operating Income		29.		64,303	225,292	-28,074	-1,944	0	-130,972	-160,989

~~CONFIDENTIAL~~

1998 FORM I INPUT MASTER

COMPANY NAME: Inland Telephone

For The Year Ended: December 31, 2001

Seperated Results of Idaho Operations

FCC Account and Description	Line No.	Note No.	Total Idaho Operations Subject To Separations	Interstate Operation			Intrastate Operation			Total	EAS	Local (other)	Total
				MTS & WATS Switched Access	TOLL PLS Special Access	TOLL PLS Special Access	MTS & WATS Switched Access	TOLL PLS Special Access	TOLL PLS Special Access				
SUMMARY (continued)													
Average Rate Base													
2001 Telecom. Plant in Service	1.	(5b)	2,449,754	835,170	0	835,170	514,760	22,172	0	1,077,652	1,614,584		
2005 Plant Acquisition Adjustment	2.		0			0					0		
3100 Less: Accumulated Depr. (-)	3.	(5c)	-1,421,685	-514,871	0	-514,871	-288,285	-12,333	0	-606,196	-906,814		
34xx-36xx Accumulated Amort. (-)	4.	(5)	0	0	0	0	0	0	0	0	0		
4100-4340 Accum. Deferred Tax (-)	5.		-94,039	-32,002		-32,002	-19781	-852		-41,404	-62,037		
1220 Materials and Supplies	6.		0	0		0					0		
---- Equal Access Equipment	7.	(7)	0			0					0		
---- Other Rate Base	8.		23,253	8690		8,690					14,563		
Total Average Rate Base	9.		957,283	296,987	0	296,987	206,694	8,987	0	444,615	660,296		

1998 FORM I INPUT MASTER

COMPANY NAME: Inland Telephone

For The Year Ended: December 31, 2001

Seperated Results of Idaho Operations

FCC Account and Description	Line No.	Note No.	Total Idaho Operations Subject To Separations	Interstate Operation			Intrastate Operation			Total	
				MTS & WATS Switched Access	TOLL PLS Special Access	TOLL PLS	MTS & WATS Switched Access	TOLL PLS Special Access	TOLL PLS		
PLANT IN SERVICE DETAIL											
21XX General Support Facilities	1.		476,540	162,462	0	162,462	100,134	4,313	0	209,631	314,078
22XX Central Office Equipment:											
CAT 1-Operator Systems	2.		0			0					0
CAT 2-Tandem Switching (Alloc.)	3.		0			0					0
CAT 2-Tandem Switching (Assign.)	4.		0			0					0
CAT 3-Local Switching	5.		255,314	207,493		207,493	101,29			37,692	47,821
CAT 4.12 -Exch. Trunk (Joint Use)	6.		0			0					0
CAT 4.12 -Exch. Trunk (Ded. Use)	7.		22,113			0					0
CAT 4.13 -Subscr. Line (Joint Use)	8.		268,005	66,430		66,430	66,430	2,284		22,113	22,113
CAT 4.13 -Subscr. Line (Ded. Use)	9.		0			0				132,861	201,575
CAT 4.23 -IX Trunk (Joint Use)	10.		34,596	22,875		22,875	10,559	1,162		0	11,721
CAT 4.23 -IX Trunk Ckt. (Ded. Use)	11.		0			0					0
CAT 4.3 -Host/Remote Trunk Ckt.	12.		0			0					0
Other COE	13.		0			0					0
Total COE	14.		580,028	296,798	0	296,798	87,118	3,446	0	192,666	283,230
23XX Information Orig./Term. Equipment:											
CAT 1-Regulated CPE	15.		0			0					0
Other IOT	16.		0			0					0
Total IOT	17.		0	0	0	0	0	0	0	0	0
24XX Cable & Wire Facilities:											
CAT 1.3-Subscriber Line (Common)	18.		1,164,570	288,661		288,661	288,661	9,926		577,322	875,909
CAT 1.1.2-Subscriber Line (Ded.)	19.		0			0					0
CAT 2-Exch. Trunk (Joint Use)	20.		0			0					0
CAT 2-Exch. Trunk (Ded. Use)	21.		95,937			0				9,593	95,937
CAT 3-IX Trunk (Joint Use)	22.		127,915	85,625		85,625	37,846	4,444		0	42,290
CAT 3-IX Trunk (Ded. Use)	23.		0			0					0
CAT 4-Host/Remote Trunk	24.		0			0					0
Other C&WF	25.		0			0					0
Total C&WF	26.		1,388,422	374,286	0	374,286	326,507	14,370	0	673,259	1,014,136
26XX Other Assets:											
Capital Leases	27.		0			0					0

1998 FORM I INPUT MASTER

COMPANY NAME: Inland Telephone

For The Year Ended: December 31, 2001

Seperated Results of Idaho Operations

FCC Account and Description	Line No.	Note No.	Total Idaho Operations Subject To Separations	Interstate Operation			Intrastate Operation					
				MTS & WATS Switched Access	TOLL PLS Special Access	Total	MTS & WATS Switched Access	TOLL PLS Special Access	Local (other) Total			
Leasehold Improvements	28.		0			0						
Intangibles	29.		4,764	1624		1,624						0
Total Other Assets	30.		4,764	1,624	0	1,624	1,001	43	43	0	2,096	3,140
Total Telecom. Plant in Service	(5b) 31.		2,449,754	835,170	0	835,170	514,760	22,172	22,172	0	1,077,652	1,614,584

1998 FORM I INPUT MASTER

COMPANY NAME: Inland Telephone

For The Year Ended: December 31, 2001

Seperated Results of Idaho Operations

FCC Account and Description	Note No.	Line No.	Total Idaho Operations Subject To Separations	Interstate Operation			Intrastate Operation			Total	MTS & WATS Switched Access	TOLL PLS Special Access	Local (other)	Total
				MTS & WATS Switched Access	TOLL PLS Special Access	Total	MTS & WATS Switched Access	TOLL PLS Special Access	EAS					
Depreciation & Amortization														
Accumulated Depreciation Detail														
311X General Support Facilities		1.	-200,974	-68516		-68,516	-42230	-1819	-88,409	-132,458				
312X Central Office Switching		2.	-212,841	-172976		-172,976	-8444		-31,421	-39,865				
312X Operator Systems		3.	0		0									
312X Central Office Transmission		4.	-308,557	-84861		-84,861	-73158	-3276	-147,262	-223,696				
313X Information Orig./Term. Equip.		5.	0		0									
314X Cable & Wire Facilities		6.	-699,313	-188518		-188,518	-164453	-7238	-339,104	-510,795				
Total Accumulated Depreciation	(5c)	7.	-1,421,685	-514,871	0	-514,871	-288,285	-12,333	-606,196	-906,814	0	0	0	
Accumulated Amortization Detail														
3410 Capital Leases		8.	0		0									
3420 Leasehold Improvements		9.	0		0									
3500 Intangibles		10.	0		0									
3600 Acquisition Adjustment		11.	0		0									
Total Accumulated Amortization	(5c)	12.	0	0	0	0	0	0	0	0	0	0	0	

1998 FORM 1 INPUT MASTER		For The Year Ended: December 31, 2001		Separated Results of Idaho Operations	
COMPANY NAME: Inland Telephone					
FCC Account and Description	Note No.	Line No.	Total Idaho Operations Subject To Separations	Interstate Operation MTS & WATS Switched Access TOLL PLS Special Access Total	Intrastate Operation TOLL PLS Special Access EAS Local (other) Total
OPERATING EXPENSE DETAIL					
61XX-64XX Plant Specific Operations					
6110-20 General Support Facilities		1.	61,190	20861	20,861
621X Central Office Switching		2.	46,563	23826	23,826
6220 Operator Systems		3.	0		0
623X Central Office Transmission		4.	13,740	7031	7,031
63XX Information Orig./Term. Equip.		5.	0		0
64XX Cable & Wire Facilities		6.	78,027	21034	21,034
Total Plant Specific	(5a)	7.	199,520	72,752	72,752
65XX Plant Nonspecific Operations					
6512 Provisioning	(8)	8.	0		0
653X Network Operations		9.	49,146	16755	16,755
6540 Access Paid to LECs	(9)	10.	0		0
Total Plant Nonspecific	(5a)	11.	49,146	16,755	16,755
656X Depreciation & Amortization					
6561 General Support Facilities	(8)	12.	31,067	10591	10,591
6561 Central Office Switching		13.	8,303	6748	6,748
6561 Operator Systems		14.	0		0
6561 Central Office Transmission		15.	7,929	2181	2,181
6561 Information Orig./Term. Equip.		16.	0		0
6561 Cable & Wire Facilities		17.	56,875	15332	15,332
6563 Capital Leases		18.	0		0
6563 Leasehold Improvements		19.	0		0
6564 Intangibles		20.	0		0
6565 Acquisition Adjustment		21.	0		0
Total Depreciation & Amortization	(5a)	22.	104,174	34,852	34,852
				22,112	954
				0	46,256
				0	69,322

1998 FORM I INPUT MASTER

COMPANY NAME: Inland Telephone

For The Year Ended: December 31, 2001

Seperated Results of Idaho Operations

FCC Account and Description	Line No.	Note No.	Total Idaho Operations Subject To Separations	Interstate Operation			Intrastate Operation			Total	
				MTS & WATS Switched Access	TOLL PLS Special Access	TOLL PLS Special Access	MTS & WATS Switched Access	TOLL PLS Special Access	EAS (other)		
OPERATING EXPENSE (continued)											
66XX Customer Operations											
661X Marketing	1.		744	472			260	12		0	272
662X Operator Services	2.		0								0
662X Directory Publishing-Alpha.	3.		1,185	287			128			770	898
662X Directory Publishing-Classified	4.		0								
662X Directory Publishing-Foreign	5.		0								0
6623 Service Order Proc.-End User	6.		5,465	1571			1092			2,802	3,894
6623 Payment & Collection-End User	7.		5,523	2,256			1157			2,110	3,267
6623 Billing Inquiry-End User	8.		2,596	1,532			1064			0	1,064
6623 Service Order Proc.-CXR	9.		0								0
6623 Payment & Collection-CXR	10.		0								0
6623 Billing Inquiry-CXR	11.		0								0
6623 Coin Administration	12.		0								0
6623 Rev. Acctg.-Toll Ticket Proc.	13.		2,917	1573			1344			0	1,344
6623 Rev. Acctg.-Local Mess. Proc.	14.		0								0
6623 Rev. Acctg.-Other Bill & Coll.	15.		29,042	8583			9680			10779	20,459
6623 Rev. Acctg.-SLC Billing	16.		1,529	1,529							0
6623 Rev. Acctg.-CXR B & C	17.	(9)	7,365	3683			3682			0	3,682
6623 B & C Amts Paid to LECs	18.	(9)	0								0
6623 Other Customer Service	19.		1,766	734			552			480	1,032
Total Customer Operations	20.	(5a)	58,132	22,220	0	22,220	18,959	12	0	16,941	35,912
67XX Corporate Operations:											
671X Executive & Planning	21.		32,354	11970			7468			214	12,702
672X General & Administrative	22.		149,296	60266			32618			934	55,478
6728 EAS Settlement Expense	23.		0								0
Total Corporate Operations	24.	(5a)	181,650	72,236	0	72,236	40,086	1,148	0	68,180	109,414
Other Operating Expenses:											
Equal Access Provision	25.	(10)	0								0
Universal Service Fund	26.	(11)	0								0
Lifeline Connection Assistance	27.	(12)	0								0
Total Other	28.	(5a)	0	0	0	0	0	0	0	0	0
Total Operating Expenses	29.	(5a)	592,622	218,815	0	218,815	131,748	4,280	0	237,779	373,807

1998 FORM I INPUT MASTER

COMPANY NAME: Inland Telephone

For The Year Ended: December 31, 2001

Seperated Results of Idaho Operations

FCC Account and Description	Note No.	Line No.	Total Idaho Operations Subject To Separations	Interstate Operation			Intrastate Operation			Total
				MTS & WATS Switched Access	TOLL PLS Special Access	TOLL PLS Special Access	MTS & WATS Switched Access	TOLL PLS Special Access	Local (other)	
OPERATING TAXES DETAIL										
7240 General Taxes										
7240 Property		1.	0							0
7240 Gross Receipts		2.	0							0
7240 PUC Fee		3.	561	34			527		0	527
7240 Franchise Fees		4.	0							0
7240 Other		5.	14,836	5058			3117		134	6,527
Total General Taxes		6.	15,397	5,092	0	5,092	3,644	134	134	6,527
72XX Income Taxes (Calculated)										
Net Income Before SIT & FIT	(13)		174,843	368,748	0	368,748	-47,924	-3,275	0	-142,706
Less Fixed Charges (-)		8.	12,372	3818		3,818	2716	118		5,720
Subtotal (lines 7-8)	(14)		162,471	364,930	0	364,930	-50,640	-3,393	0	-148,426
Other SIT Base Add/Ded. (+-)	(15)		0			0				0
SIT Taxable Inc. (lines 9+-10)		11.	162,471	364,930	0	364,930	-50,640	-3,393	0	-148,426
7230 SIT-Current (at 8%)	(16)		10,723	24,085	0	24,085	-3,342	-224	0	-9,796
Other FIT Base Add/Ded. (+-)	(17)		189	115		115	71	3	0	74
FIT Taxable Inc. (lines 9-12+-13)		14.	151,937	340,730	0	340,960	-47,369	-3,172	0	-50,541
Gross FIT		15.	101,566	119,255	0	119,255	-16,579	-1,110	0	-17,689
7210P Claimed ITC (-)		16.	-1,862	635	0	635	391	17	0	-2,905
Surtax Elimination (-)		17.	0	0	0	0	0	0	0	0
7220 FIT-Current (lines 15-16-17)	(18)	18.	99,704	118,620	0	119,890	-16,970	-1,127	0	-2,905
Total										10,305

1998 FORM I INPUT MASTER												
COMPANY NAME: Inland Telephone												
For The Year Ended: December 31, 2001												
Separated Results of Idaho Operations												
FCC Account and Description	Note No.	Line No.	Total Idaho Operations Subject To Separations	Interstate Operation			Intrastate Operation			Total		
				MTS & WATS Switched Access	TOLL PLS Special Access	TOLL PLS Total	MTS & WATS Switched Access	TOLL PLS Special Access	TOLL PLS Total	Local (other)	EAS	Total
1998 FORM I INPUT MASTER												
COMPANY NAME: INLAND												
For The Year Ended: December 31, 2001												
Separated Results of Idaho Operations												
Description	Note No.	Line No.	Total Idaho Operations Subject To Separations	Interstate Operation			Intrastate Operation			Total		
				Interstate Toll	Intrastate Toll	EAS	Interstate Toll	Intrastate Toll	EAS	Local (Other)	EAS	Total
Separation Parameters												
Plant	(19)											
SLU Minutes of Use (MOU)		1.	8,733,591	2114479	943313							5675799
SLU Factor		2.	1.000000	0.242109	0.108009							0.649882
Base SPF - January 1		3.	0.000000									
Base SPF - December 31		4.	0.000000									
Current Composite SPF	(20)	5.	1.000000	0.25	0.25							0.5
1996 Weighted DEM		6.	1.000000	0.858807								0.141193
1996 Unweighted DEM		7.	1.000000	0.286269	0.125012							0.588719
Current CAT 3 Dial Equipment Minutes	(21)	8.	8,733,591	2114479	943313							5675799
Current Composite DEM Factor		9.	1.000000	0.814647	0.035353							0.15
Exchange Trunk - Joint Use MOU	(22)	10.	0									
Host/Remote MOU Kilometers	(23)	11.	0									
Equal Access MOU	(24)	12.	0									
Operator Standard Work Seconds	(25)	13.	0									
Tandem Switching MOU	(26)	14.	0									
IX Conversation MOU		15.	1,625,789	1112344	513445							
IX Conversation Minute Kilometers		16.	17,352,786	12033796	5318990							
Other Parameters												
Access Lines		17.	353									
Unseparated Loop Cost @ 11.1 ROR	(27)	18.										
Gross Billed Revenues												
-Marketing Allocation Basis	(28a)	19.	0									
-Payment & Collection-End User	(28b)	20.	184,281	75272	38609							70400
-Payment & Collection-CXR	(28c)	21.	0									
Service Order Contacts												
-Service Order Proc.-End User	(29a)	22.	677	195	135							347
-Service Order Proc.-CXR	(29b)	23.	0									
Billing Inquiry Contacts												
-Billing Inquiry-End User	(30a)	24.	380	224	156							
-Billing Inquiry-CXR	(30b)	25.	0									

1998 FORM I INPUT MASTER

COMPANY NAME: Inland Telephone

For The Year Ended: December 31, 2001

Seperated Results of Idaho Operations

FCC Account and Description	Note No.	Line No.	Total Idaho Operations Subject To Separations	Interstate Operation			Intrastate Operation			
				MTS & WATS Switched Access	TOLL PLS Special Access	Total	MTS & WATS Switched Access	TOLL PLS Special Access	Total	
										Local (other) Total
SP+RC Toll Messages	(31)	26.	100,680	54286	46394					
EAS/Local Messages (Msg. Proc.)		27.	0							
'BIG 3' Expense Factor-Message	(32)	28.	243,984	90865	56693		96426			
-PLS & Special Access		29.	1,623		1623					
Operator Services Expense -- Factor		30.	0							
Access Minutes of Use (End Office)		31.	0							